

HTL

Compliance Test Report



FLORIDA GEORGIA TEXAS
HTLTEST.COM

SOLUTIA PERFORMANCE FILMS

HTL Report # G268-0202-10 and G268-0505-10



GEORGIA OFFICE
 1701 Westfork Drive, Suite 106
 Lithia Springs, Georgia 30122
 770.941.6916
 HTLTEST.COM

Test Report #: G268-0202-10
 Specimen #: 1, 2, and 3
 Page: 1 of 4

1.0 MANUFACTURER'S IDENTIFICATION

- 1.1 Name of Applicant: SOLUTIA PERFORMANCE FILMS
 4210 The Great Road
 Fieldale, Virginia 24089
 (800) 255-8627
- 1.2 Contact Person: Andres Vasquez

2.0 LABORATORY IDENTIFICATION

- 2.1 HTL Lab Certifications: Miami-Dade County (09-0720.02)
 Florida Building Code (TST3892)
 IAS (TL-338)

3.0 SCOPE OF WORK

- 3.1 Introduction
 SOLUTIA PERFORMANCE FILMS retained HTL Georgia to conduct testing of their SCL SR PS8 (clear) Film System per the requirements of ASTM E1886 and E1996.
- 3.2 Report Information
 Table 3.1 provides the test dates and ratings for the units tested.

Table 3.1: Report Summary

Specimen #	Test Date	Performance Class
1	2/25-26/10	+/- 40 psf Design Pressure
2		
3		

4.0 PRODUCT IDENTIFICATION


- 4.1 Product Type: Glass Film (Single Hung Window- FEI – Milestone 1000 series)
- 4.2 Model Designation: SCL SR PS8
- 4.3 Overall Sizes: 47" (w) x 63" (h) (O/X)
- 4.4 Drawing: This test report is incomplete if not accompanied by SOLUTIA PERFORMANCE FILMS drawings and specification data sheets attached to this report bearing the ink stamp of Hurricane Test Laboratory, LLC.
- 4.5 Sample Source: Sample provided by SOLUTIA PERFORMANCE FILMS
- 4.6 Additional Information:
- 4.6.1 Glazing Details:
- 4.6.1.1 Glazing:
 Table 4.1 describes the type of glass used for testing.

Table 4.1: Glazing Schedule

Glass Type	Overall Thickness	Film (interior of glass)
Annealed	1/8"	SCL SR PS8

ENGINEER OF RECORD

José E. Colón, E.I.
 8/6/2010



4.6.1.2 Glazing Method:
 Table 4.2 describes the glazing methods used for each test unit.

Table 4.2 Glazing Details for Specimen 1 – 3

Qty.	DLO	Glass Bite	Glazing Method	
			Interior	Exterior
2	43" (w) x 28" (h)	5/8" (front) 1-1/8" (back)	Glazing Stop and 1/2" x 1/2" bead of Dow Corning 995 Structural Silicone Sealant	Sealant as applied at window factory

5.0 TEST SEQUENCE

Table 5.1 provides a summary of the test sequence for each test specimen tested.

Table 5.1: Test Sequence

Specimen # 1 – 3
1. Small Missile Impact
2. Positive Cyclic Load
3. Negative Cyclic Load

6.0 TEST RESULTS

6.1 Small Missile Impact Test

6.1.1 Small Missile Impact Locations

Figure #1, shows the small missile impact locations.

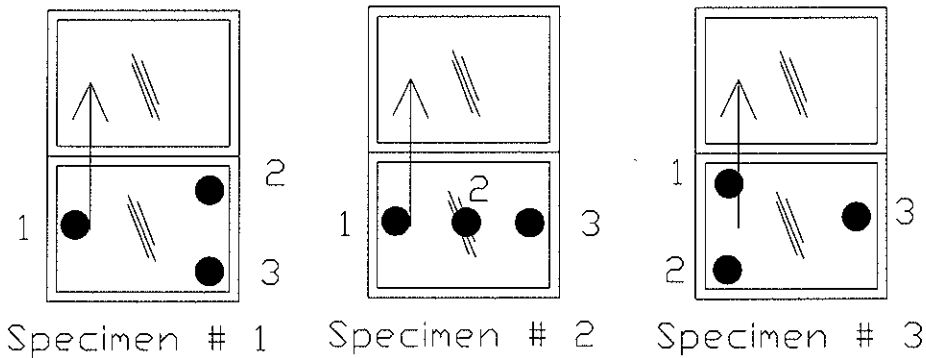


Figure #1: Small Missile Impact Locations

6.1.2 Test Results - Small Missile Impact Test

Table 6.1 provides the small missile impact test results.

ENGINEER OF RECORD

8/6/2010




Table 6.1: Small Missile Impact Test Results

Specimen# HTL#	Impact #	Missile Velocity (ft/sec)	Glass Temp. (°F)	X Coord. (in.)	Y Coord. (in.)
1	1	130.55	76	8.00	16.50
	2	130.21		29.00	25.00
	3	130.53		29.00	9.00
2	1	130.42	78	8.00	17.00
	2	130.70		24.00	17.00
	3	130.55		40.50	17.00
3	1	130.52	70	8.50	17.75
	2	131.29		29.00	25.00
	3	130.11		29.00	9.00

6.1.3 Conclusion - Small Missile Impact Test

The small missiles impacted the intended targets and HTL carefully inspected each impact location. HTL observed tears in the glass, but 3-in. sphere was not able to penetrate the glass tear after the small missile impact test; as such, these test units satisfy the small missile requirements of ASTM E1886/1996.

6.2 Cyclic Load Test

6.2.1 Test Spectrum - Cyclic Load Test

Tables 6.2 and 6.3 provide the positive and negative cyclic load test spectrum respectively.

Table 6.2: Positive Load Test Spectrum

Stage	1	2	3	4
Pressure Range (psf)	8 - 20	0 - 24	40 - 32	12 - 40
Number of Cycles	3500	300	600	100

Table 6.3: Negative Load Test Spectrum

Stage	5	6	7	8
Pressure Range (psf)	12 - 40	40 - 32	0 - 24	8 - 20
Number of Cycles	50	1050	50	3350

6.2.2 Deflection Results - Cyclic Load Test

Table 6.4 shows the cyclic test results for each test specimen. Deflection was measured at the geometric center of the meeting rail on the single hung window.

Table 6.4: Cyclic Load Test Results

Spec. #	Inward (Positive Load)		Outward (Negative Load)	
	Permanent Set		Permanent Set	
	Measured (in.)	Allowed (in.)	Measured (in.)	Allowed (in.)
1	0.18	n/a	0.18	n/a
2	0.18		0.13	
3	0.13		0.18	

ENGINEER OF RECORD

8/6/2010



6.2.3 Conclusion - Cyclic Load Test

Upon completion of the cyclic load test, HTL carefully inspected the test specimens for failures. HTL observed no signs of failure; as such, these Test Units satisfy the cyclic load test requirements of ASTM E1886/1996.

7.0 SUMMARY

Table 7.1 provides a summary of the test results.

Table 7.1: Summary of Test Results

Specimen #	Test Method	Test Conditions	Test Conclusion
1, 2, and 3	Small Missile Impact Test (ASTM E1886/E1996)	2-gram Steel BB (10) Level A	PASS
	Cyclic Load Test (ASTM E1886/E1996)	+/- 40 psf Design Pressure	PASS

8.0 CERTIFICATION AND DISCLAIMER STATEMENT

All tests performed on these Test Units were conducted in accordance with the specifications of the applicable codes, standards and test methods listed below by HTL, LLC. HTL, LLC does not have, nor does it intend to acquire or will it acquire, a financial interest in any company manufacturing or distributing products tested at HTL. HTL is not owned, operated or controlled by any company manufacturing or distributing products it tests. This report is only intended for the use of the entity named in Section 1.0 of this report. Detailed assembly drawings showing wall thickness of all members, corner construction and hardware applications are on file and have been compared to the test specimens submitted. A copy of this test report along with representative sections of the test specimen will be retained at HTL for a period of three (3) years. All results obtained apply only to the specimens tested and they do indicate compliance with the performance requirements of the test methods and specifications listed in the following section.

9.0 APPLICABLE CODES, STANDARDS, AND TEST METHODS


ASTM E1886-05 – Standard Test Method for Performance of Exterior Windows, Curtain Walls, Doors, and Impact Protective Systems Impacted by Missile(s) and Exposed to Cyclic Pressure Differentials
 ASTM E1996-09 – Standard Specification for Performance of Exterior Windows, Curtain Walls, Doors and Impact Protective Systems Impacted by Windborne Debris in Hurricanes

10.0 WITNESSES

Vinu J. Abraham, P.E.	CEO	HTL, LLC
José E. Colón, E.I.	Operations Manager	HTL Georgia
Ian McKenzie	Lab Supervisor	HTL Georgia
Rober Kott	Test Technician	HTL Georgia
Kevin Gardner	Test Technician	HTL Georgia
Andres Vasquez		Solutia Performance Films

ENGINEER OF RECORD

8/6/2010



GEORGIA OFFICE
 1701 Westfork Drive, Suite 106
 Lithia Springs, Georgia 30122
 770.941.6916
 HTLTEST.COM

Test Report #: G268-0505-10
 Specimen #: 1, 2, and 3
 Page: 1 of 4

1.0 MANUFACTURER'S IDENTIFICATION

- 1.1 Name of Applicant: SOLUTIA PERFORMANCE FILMS
 4210 The Great Road
 Fieldale, Virginia 24089
 (800) 255-8627
- 1.2 Contact Person: Andres Vasquez

2.0 LABORATORY IDENTIFICATION

- 2.1 HTL Lab Certifications: Miami-Dade County (09-0720.02)
 Florida Building Code (TST3892)
 IAS (TL-338)

3.0 SCOPE OF WORK

- 3.1 Introduction
 SOLUTIA PERFORMANCE FILMS retained HTL Georgia to conduct testing of their N1040 SR PS8 (neutral) Film System per the requirements of ASTM E1886 and E1996.
- 3.2 Report Information
 Table 3.1 provides the test dates and ratings for the units tested.

Table 3.1: Report Summary

Specimen #	Test Date	Performance Class
1	2/25-26/10	+/- 40 psf Design Pressure
2		
3		

4.0 PRODUCT IDENTIFICATION

- 4.1 Product Type: Glass Film (Single Hung Window- FEI – Milestone 1000 series)
- 4.2 Model Designation: N1040 SR PS8
- 4.3 Overall Sizes: 47" (w) x 63" (h) (O/X)
- 4.4 Drawing: This test report is incomplete if not accompanied by SOLUTIA PERFORMANCE FILMS drawings and specification data sheets attached to this report bearing the ink stamp of Hurricane Test Laboratory, LLC.
- 4.5 Sample Source: Sample provided by SOLUTIA PERFORMANCE FILMS
- 4.6 Additional Information:
 - 4.6.1 Glazing Details:
 - 4.6.1.1 Glazing: Table 4.2 describes the type of glass used for testing.

Table 4.1: Glazing Schedule

Glass Type	Overall Thickness	Film (interior of glass)
Annealed	1/8"	N1040 SR PS8

ENGINEER OF RECORD

José E. Colón, E.I.
 8/6/2010



4.6.1.2 Glazing Method:
 Table 4.2 describes the glazing methods used for each test unit.

Table 4.2 Glazing Details for Specimen 1 – 3

Qty.	DLO	Glass Bite	Glazing Method	
			Interior	Exterior
2	43" (w) x 28" (h)	5/8" (front) 1-1/8" (back)	Glazing Stop and 1/2" x 1/2" bead of Dow Corning 995 Structural Silicone Sealant	Sealant as applied at window factory

5.0 TEST SEQUENCE

Table 5.1 provides a summary of the test sequence for each test specimen tested.

Table 5.1: Test Sequence

Specimen # 1 – 3
1. Small Missile Impact
2. Positive Cyclic Load
3. Negative Cyclic Load

6.0 TEST RESULTS

6.1 Small Missile Impact Test

6.1.1 Small Missile Impact Locations

Figure #1, shows the small missile impact locations.

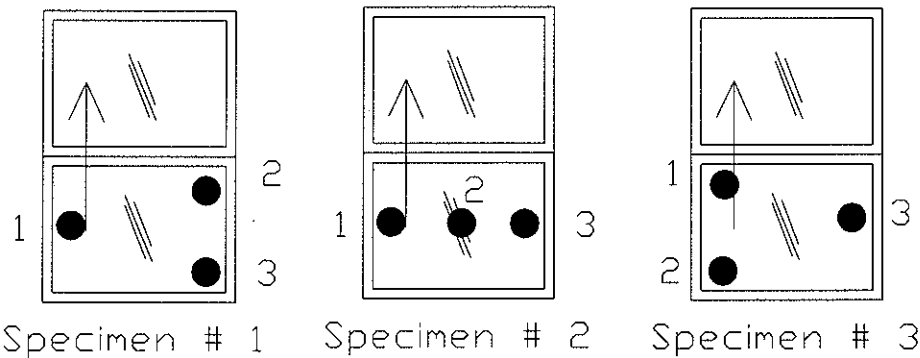


Figure #1: Small Missile Impact Locations

6.1.2 Test Results - Small Missile Impact Test

Table 6.1 provides the small missile impact test results.

ENGINEER OF RECORD

8/6/2010



Table 6.1: Small Missile Impact Test Results

Specimen# HTL#	Impact #	Missile Velocity (ft/sec)	Glass Temp. (°F)	X Coord. (in.)	Y Coord. (in.)
1	1	130.55	78	8.00	16.00
	2	130.21		24.00	25.00
	3	130.53		29.00	10.00
2	1	130.42	78	8.00	17.00
	2	130.70		25.00	19.00
	3	130.55		41.50	16.00
3	1	130.52	78	89.50	17.75
	2	131.29		29.00	26.00
	3	130.11		29.50	9.00

6.1.3 Conclusion - Small Missile Impact Test

The small missiles impacted the intended targets and HTL carefully inspected each impact location. HTL observed tears in the glass, but 3-in. sphere was not able to penetrate the glass tear after the small missile impact test; as such, these test units satisfy the small missile requirements of ASTM E1886/1996.

6.2 Cyclic Load Test

6.2.1 Test Spectrum - Cyclic Load Test

Tables 6.2 and 6.3 provide the positive and negative cyclic load test spectrum respectively.

Table 6.2: Positive Load Test Spectrum

Stage	1	2	3	4
Pressure Range (psf)	8 - 20	0 - 24	40 - 32	12 - 40
Number of Cycles	3500	300	600	100

Table 6.3: Negative Load Test Spectrum

Stage	5	6	7	8
Pressure Range (psf)	12 - 40	40 - 32	0 - 24	8 - 20
Number of Cycles	50	1050	50	3350

6.2.2 Deflection Results - Cyclic Load Test

Table 6.4 shows the cyclic test results for each test specimen. Deflection was measured at the geometric center of the meeting rail on the single hung window.

Table 6.4: Cyclic Load Test Results

Spec. #	Inward (Positive Load)		Outward (Negative Load)	
	Permanent Set		Permanent Set	
	Measured (in.)	Allowed (in.)	Measured (in.)	Allowed (in.)
1	0.06	n/a	0.08	n/a
2	0.06		0.03	
3	0.08		0.08	

ENGINEER OF RECORD

8/6/2010



6.2.3 Conclusion - Cyclic Load Test

Upon completion of the cyclic load test, HTL carefully inspected the test specimens for failures. HTL observed no signs of failure; as such, these Test Units satisfy the cyclic load test requirements of ASTM E1886/1996.

7.0 SUMMARY

Table 7.1 provides a summary of the test results.

Table 7.1: Summary of Test Results

Specimen #	Test Method	Test Conditions	Test Conclusion
1, 2, and 3	Small Missile Impact Test (ASTM E1886/E1996)	2-gram Steel BB (10) Level A	PASS
	Cyclic Load Test (ASTM E1886/E1996)	+/- 40 psf Design Pressure	PASS

8.0 CERTIFICATION AND DISCLAIMER STATEMENT

All tests performed on these Test Units were conducted in accordance with the specifications of the applicable codes, standards and test methods listed below by HTL, LLC. HTL, LLC does not have, nor does it intend to acquire or will it acquire, a financial interest in any company manufacturing or distributing products tested at HTL. HTL is not owned, operated or controlled by any company manufacturing or distributing products it tests. This report is only intended for the use of the entity named in Section 1.0 of this report. Detailed assembly drawings showing wall thickness of all members, corner construction and hardware applications are on file and have been compared to the test specimens submitted. A copy of this test report along with representative sections of the test specimen will be retained at HTL for a period of three (3) years. All results obtained apply only to the specimens tested and they do indicate compliance with the performance requirements of the test methods and specifications listed in the following section.

9.0 APPLICABLE CODES, STANDARDS, AND TEST METHODS

ASTM E1886-05 – Standard Test Method for Performance of Exterior Windows, Curtain Walls, Doors, and Impact Protective Systems Impacted by Missile(s) and Exposed to Cyclic Pressure Differentials
 ASTM E1996-09 – Standard Specification for Performance of Exterior Windows, Curtain Walls, Doors and Impact Protective Systems Impacted by Windborne Debris in Hurricanes

10.0 WITNESSES

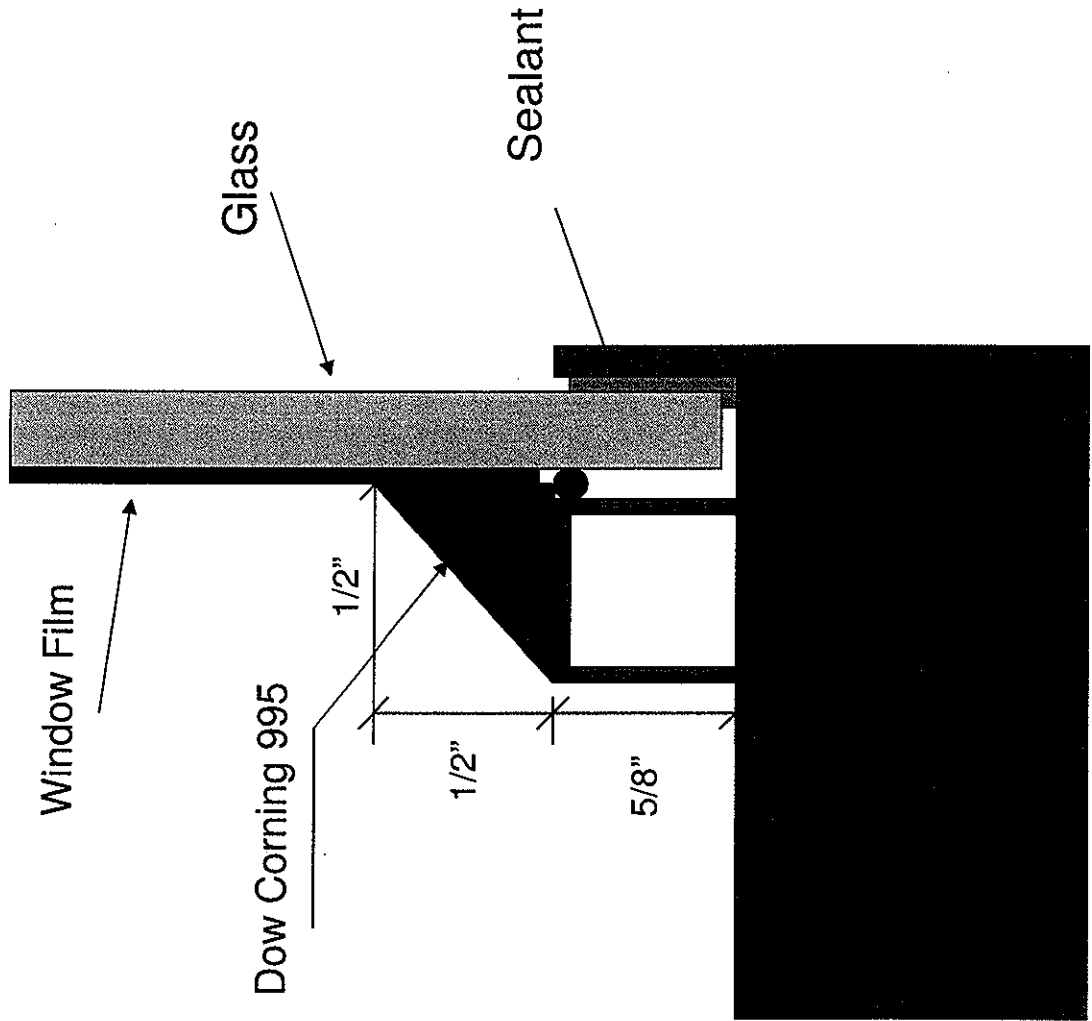
Vinu J. Abraham, P.E.	CEO	HTL, LLC
José E. Colón, E.I.	Operations Manager	HTL Georgia
Ian McKenzie	Lab Supervisor	HTL Georgia
Rober Kott	Test Technician	HTL Georgia
Kevin Gardner	Test Technician	HTL Georgia
Andres Vasquez		Solutia Performance Films

ENGINEER OF RECORD

8/6/2010

Cross-sectional view

(not to scale)




Tested Unless
Otherwise Noted
DATE: 8/11/10
JOB #:
G268-0202-10
G268-0505-10

SERIES 1000 SINGLE HUNG WINDOW

- RATED AT R45 (45 PSF DESIGN PRESSURE = 162.38 MPH; 23% GREATER THAN "30" RATED WINDOWS) STANDARD WITH DOUBLE SWEEP LOCKS
- AVAILABLE IN R55 (55 PSF DESIGN PRESSURE = 179.52 MPH); AVAILABLE WITH DOUBLE SWEEP LOCKS OR DOUBLE SNAP LOCKS AT SILL
- INTERIOR GLAZED FOR INCREASED PERFORMANCE; NO TENDENCY FOR BEAD PROBLEMS COMMONLY ASSOCIATED WITH EXTERIOR GLAZED WINDOWS
- FRAME DEPTH 1 7/8"; 1/2" FRONT FLANGE FOR MASONRY CONSTRUCTION; 1 1/8" INTEGRAL NAILING FIN WITH 3/4" SETBACK ON FRAME CONSTRUCTION
- FULLY INTERLOCKING FIXED RAIL AND MEETING RAIL ARE HOLLOW AND HAVE DOUBLE SCREW BOSSES FOR REDUCED TWIST AND MAXIMUM STRENGTH
- SASH CAN BE RAISED AT BOTH LIFT RAIL AND MEETING RAIL IN ALL PRODUCTS FOR EASE OF OPERATION AND UNIFORM APPEARANCE
- DOUBLE SWEEP LOCKS STANDARD
- REMOVABLE SASH WITH BLOCK AND TACKLE BALANCES
- CONTINUOUS INTEGRAL FIN FOR NO OPEN CORNERS
- DSB GLASS STANDARD; OPTIONS ARE 3/16, 1/4", INSULATED, TINTED, LOW-E (INSULATED ONLY), AND SECURITY/IMPACT-RESISTANT
- INSULATED WINDOWS AVAILABLE WITH INTERNAL CONTOURED MUNTINS
- ALSO AVAILABLE IN RADIUS HEAD AND PASS-THRU CONFIGURATIONS
- ALL PRODUCTS COMPLETELY PLASTIC STRETCHED WRAPPED TO ASSURE MAXIMUM PROTECTION AND TO MAINTAIN THE FACTORY FINISH ALL THE WAY TO THE JOB SITE
- DURABLE POWDER COATED FINISH UNSURPASSED IN APPEARANCE

NOVEMBER 1, 2002

SH 1-1



PERFORMANCE DATA

SOLAR TRANSMITTANCE	78%
SOLAR REFLECTANCE	9%
SOLAR ABSORPTANCE	13%
VISIBLE LIGHT TRANSMITTANCE	88%
VISIBLE LIGHT REFLECTANCE	11%
ULTRAVIOLET REJECTED	99%

BENEFITS

- Helps hold shattered glass together should a break occur
- Helps slow down entry through glass
- Pressure-sensitive adhesive has low visual distortion providing optical clarity

All LLumar Magnum Safety and Security films pass the ANSI Z97.1 impact test requirements when tested on 1/8 inch or 1/4 inch annealed glass.

PHYSICAL PROPERTIES

- | | |
|-----------------------|-------------|
| • Film Thickness | .008" |
| • Single or Multi-Ply | Multi |
| • Tensile Strength | 29,505 |
| • Break Strength | 235 |
| • Elongation At Break | 140% |
| • Peel Strength | >2850g/inch |
| • Puncture Strength | 146 |



Testing Unless
Otherwise Noted
DATE: 2/11/16
JOB #:
G268-0202-16
G268-0305-10

EXTERIOR



INDUSTRY
PARTNER

PERFORMANCE DATA

SOLAR TRANSMITTANCE	36%
SOLAR REFLECTANCE	16%
SOLAR ABSORPTANCE	48%
VISIBLE LIGHT TRANSMITTANCE	41%
VISIBLE LIGHT REFLECTANCE	18%
ULTRAVIOLET REJECTED	99%




BENEFITS

- Helps hold shattered glass together should a break occur
- Helps slow down entry through glass
- Pressure-sensitive adhesive has low visual distortion providing optical clarity
- Reduces excessive heat gain for improved comfort
- Rejects 99% of Ultraviolet radiation reducing fading of valuables, fabrics and furnishings

All LLumar Magnum Safety and Security films pass the ANSI Z97.1 impact test requirements when tested on 1/8 inch or 1/4 inch annealed glass.

PHYSICAL PROPERTIES

- Film Thickness .008"
- Single or Multi-Ply Multi
- Tensile Strength 29,505
- Break Strength 235
- Elongation At Break 140%
- Peel Strength >2850g/inch
- Puncture Strength 146



EXTERIOR



INDUSTRY PARTNER



National Fenestration Rating Council®

CERTIFIED

Florida Extruders International, Inc.

Milestone Series 1000
Aluminum Frame
Single Glazed
Single Hung

ENERGY PERFORMANCE RATINGS

U-Factor (U.S./I-P)

1.12

Solar Heat Gain Coefficient

0.74

ADDITIONAL PERFORMANCE RATINGS

Visible Transmittance

0.75

Manufacturer stipulates that these ratings conform to applicable NFRC procedures for determining whole product performance. NFRC ratings are determined for a fixed set of environmental conditions and a specific product size. NFRC does not recommend any product and does not warrant the suitability of any product for any specific use. Consult manufacturer's literature for other product performance information.

www.nfrc.org

Total Assembly DP

+ 45 / - 45

Product Size Tested

(37x72*)

Glass Size and Thickness

DSB Anneal

Impact Rating

NONE

Applicable Test Standards

AAMA/WDMA/CSA 101/IS2/A440-05

Florida Product Approval Number

FL9262.13



Tested Unless
Otherwise Noted
DATE: 8/1/06
JOB #:
G268-6262-10
G268-6503-16

Product Information

Silicone Sealants

DOW CORNING

Dow Corning® 995 Silicone Structural Glazing Sealant

FEATURES

- Odorless, non-corrosive cure system
- Cures to form an extremely tough elastomeric rubber ensuring adurable, flexible, watertight bond

BENEFITS

- Excellent weatherability and high resistance to ultraviolet radiation, heat and humidity, ozone and temperature extremes
- Excellent mechanical properties
- Successfully tested for use in protective glazing applications
- Excellent unprimed adhesion to wide range of substrates including coated, enameled and reflective glasses, anodized and polyester coated or painted aluminum profiles including most fluoropolymer-based paints such as *Kynar*™
- Meets global standards for structural glazing (American, China, Europe)

COMPOSITION

- One-part, neutral-cure elastomeric sealant

High ultimate tensile strength sealant ideally suited for structural bonding and protective glazing applications

APPLICATIONS

- Silicone structural glazing and protective glazing applications

TYPICAL PROPERTIES

Specification Writers: Please contact your local Dow Corning Sales Application Engineer or Dow Corning Customer Service before writing specifications on this product.

Method	Test	Unit	Result
As Supplied			
	Color		Black, gray, white
MIL-S-8802	Tack-Free Time, 50% RH	minutes	65
	Curing Time 25°C (77°F) at 50% RH	days	7-14
	Full Adhesion	days	14-21
	Flow, Sag or Slump	inches	0.1
	Working Time	minutes	10-20
	Specific Gravity		1.339
	VOC Content ¹	g/L	30
As Cured – After 7 days at 25°C (77°F), 50% RH			
ASTM ² D2240	Durometer Hardness, Shore A	points	40
ASTM D0412	Ultimate Tensile Strength	psi (MPa)	350 (2.41)
	Ultimate Elongation	%	525
ASTM D0624	Tear Strength, die B	ppi	49
ASTM C0794	Peel Strength	ppi	40
As Cured – After 21 days at 25°C (77°F), 50% RH			
ASTM C1135	Tensile at 25% Elongation	psi (MPa)	43 (0.30)
ASTM C1135	Tensile at 50% Elongation	psi (MPa)	65 (0.43)
	Ultimate Tensile Strength	psi (MPa)	170 (1.17)
ASTM C719	Joint Movement Capability	%	±50

¹Based on South Coast Air Quality Management District of California. Maximum VOC is listed both inclusive and exclusive of water and exempt compounds. For a VOC data sheet for a specific sealant color, please send your request to product.inquiry@dowcorning.com.

²ASTM: American Society for Testing and Materials.

DESCRIPTION

Dow Corning® 995 Silicone Structural Glazing Sealant is a one-component neutral curing silicone sealant designed specifically for structural bonding applications of glass and metal in factory or field situations.


The rate of surface cure and cure-in-depth of most one-component RTV silicone sealants is affected by the temperature and humidity of the environment. However, an environment of

high temperatures in combination with high humidity may slow the surface cure rate of Dow Corning 995 Silicone Structural Glazing Sealant.

Colors

This product is available in black, gray and white. Please contact your local Dow Corning Sales Application Engineer for local color range availability.





APPROVALS/ SPECIFICATIONS

Dow Corning 995 Silicone Structural Glazing Sealant has been internally tested and is designed to meet or exceed the test requirements of:

- Federal Specification TT-S-001543A (COM-NBS) Class A for silicone building sealant
- Federal Specification TT-S-00230C (COM-NBS) Class A for one-component building sealant
- ASTM Specification C-920 Type S, Grade NS, Class 50, Use NT, G and A
- ASTM C1184 Standard Specification for Structural Silicone Sealant
- Chinese specification GB 16776 for structural glazing
- SNJF VEC

Dow Corning 995 Silicone Structural Glazing Sealant exhibits a high level of physical properties and adhesive performance, which are retained even after aging as detailed by EOTA ETAG 002 and prEN 13022 European Standards.

HOW TO USE

Complete design and installation guidelines are contained in the *Dow Corning Americas Technical Manual*, Form No. 62-1112. Specific advice is available from your local Dow Corning Sales Application Engineer.

Preparation

Clean all joints and glazing pockets, removing all foreign matter and contaminants such as grease, oil, dust, water, frost, surface dirt, old sealants, or glazing compounds and protective coatings.

Application Method

Install back-up material or joint filler, setting blocks, spacer shims and tapes. Mask areas adjacent to joints to ensure neat sealant lines. Primer is generally not required on non-porous surfaces, but may be necessary for optimal sealing of certain porous surfaces. A test placement is always recommended.

Apply Dow Corning 995 Silicone Structural Glazing Sealant in a continuous operation using a positive pressure. (The sealant can be applied using many types of air-operated guns and most types of bulk dispensing equipment). Before a skin forms (typically within 10 minutes), tool the sealant with light pressure to spread the sealant against the backing material and joint surfaces. Remove masking tape as soon as the bead is tooled.

HANDLING PRECAUTIONS

PRODUCT SAFETY INFORMATION REQUIRED FOR SAFE USE IS NOT INCLUDED IN THIS DOCUMENT. BEFORE HANDLING, READ PRODUCT AND MATERIAL SAFETY DATA SHEETS AND CONTAINER LABELS FOR SAFE USE, PHYSICAL AND HEALTH HAZARD INFORMATION. THE MATERIAL SAFETY DATA SHEET IS AVAILABLE ON THE DOW CORNING WEBSITE AT WWW.DOWCORNING.COM, OR FROM YOUR DOW CORNING SALES APPLICATION ENGINEER, OR DISTRIBUTOR, OR BY CALLING DOW CORNING CUSTOMER SERVICE.

USABLE LIFE AND STORAGE

When stored at or below 30°C (86°F) in the original unopened containers, this product has a usable life of 18 months from the date of manufacture.

PACKAGING

This product is available in 305- and 310-mL (10.3- and 10.5-fl oz) disposable cartridges, 7.5-L (2-gal) pails, 17-L (4.5-gal) bulk containers and 170-L (45-gal) drums, depending on location of purchase. Please contact your local Dow Corning Sales Application Engineer for packaging availability.

LIMITATIONS

Dow Corning 995 Silicone Structural Glazing Sealant should not be applied:

- To building materials that bleed oils, plasticizers or solvents – materials such as impregnated wood, oil-based caulks, green or partially vulcanized rubber gaskets or tapes
- In totally confined spaces as the sealant requires atmospheric moisture for cure
- When surface temperatures exceed 60°C (140°F)
- Where painting of the sealant is required, as the paint film may crack and peel
- To surfaces in contact with food – this sealant does not comply with Federal Food and Drug Administration food-additive regulations
- In below-grade applications
- For use as an interior penetration fire stop sealing system
- In horizontal floor joints where abrasion and physical abuse are likely to be encountered
- To frost-laden or damp surfaces
- For continuous immersion in water

This product is neither tested nor represented as suitable for medical or pharmaceutical uses.

Dow Corning shall not be held liable for any possible claims arising from structural glazing use of this product for projects that have not been specifically approved by Dow Corning.



Tested Unless
Other Use Noted
DATE: 9/10/10
JOB #:
G268-0202-10
G268-SSAS-10

HEALTH AND ENVIRONMENTAL INFORMATION

To support customers in their product safety needs, Dow Corning has an extensive Product Stewardship organization and a team of Product Safety and Regulatory Compliance (PS&RC) specialists available in each area.

For further information, please see our website, www.dowcorning.com, or consult your local Dow Corning Sales Application Engineer.

LIMITED WARRANTY INFORMATION – PLEASE READ CAREFULLY

The information contained herein is offered in good faith and is believed to be accurate. However, because conditions and methods of use of our products are beyond our control, this information should not be used in substitution for customer's tests to ensure that Dow Corning's products are safe, effective, and fully satisfactory for the intended end use. Suggestions of use shall not be taken as inducements to infringe any patent.

Dow Corning's sole warranty is that the product will meet the Dow Corning sales specifications in effect at the time of shipment.

Your exclusive remedy for breach of such warranty is limited to refund of purchase price or replacement of any product shown to be other than as warranted.

DOW CORNING SPECIFICALLY DISCLAIMS ANY OTHER EXPRESS OR IMPLIED WARRANTY OF FITNESS FOR A PARTICULAR PURPOSE OR MERCHANTABILITY.

DOW CORNING DISCLAIMS LIABILITY FOR ANY INCIDENTAL OR CONSEQUENTIAL DAMAGES.



Tested Unless
Otherwise Noted
DATE 8/1/10
JOB # 13
G268-0202-10
G268-0202-10